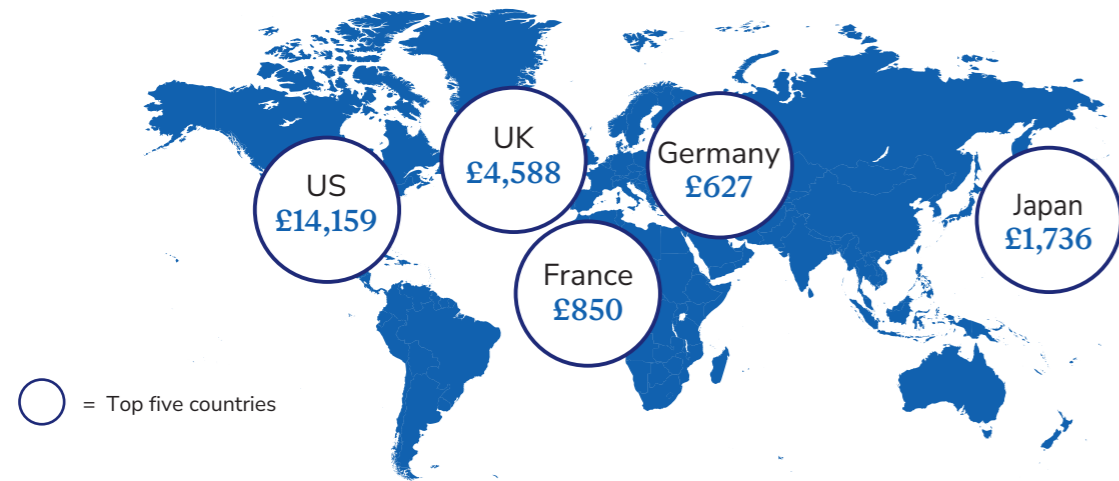


L&G Blended Defensive in numbers

For professional clients only. Not to be distributed to retail clients. Capital at risk.

Where the fund invests

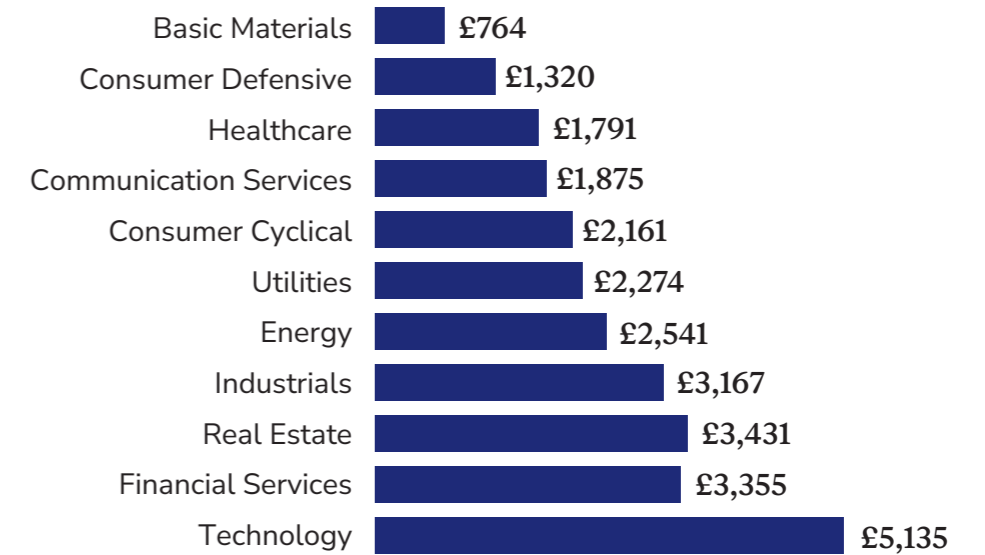


£19,200
Equity

Top 10 companies² invested in³

| | | | | |
|------------------------|------------------------|-------------------------------|----------------------------|--------------------------|
| NVIDIA Corp £630 | Apple Inc £420 | Taiwan Semi-conductor £320 | Meta Platforms Inc £270 | Broadcom £250 |
| Microsoft Corp £500 | Amazon.com Inc £340 | Alphabet Class A £290 | Prologis £260 | Alphabet Class C £250 |

Sectors*

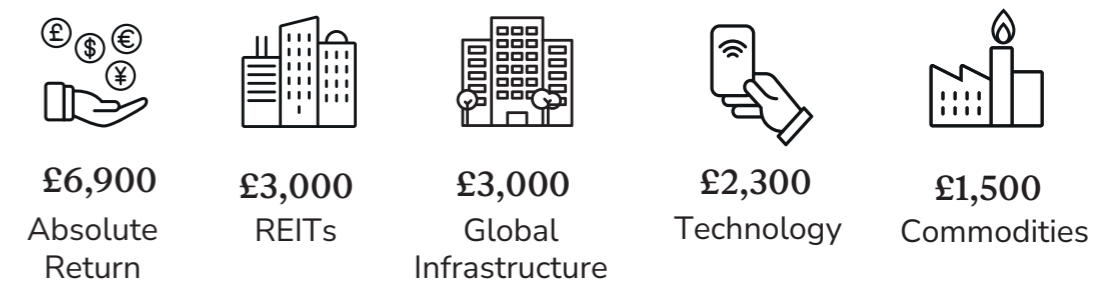


*Sectors exposure includes alternative thematic investments

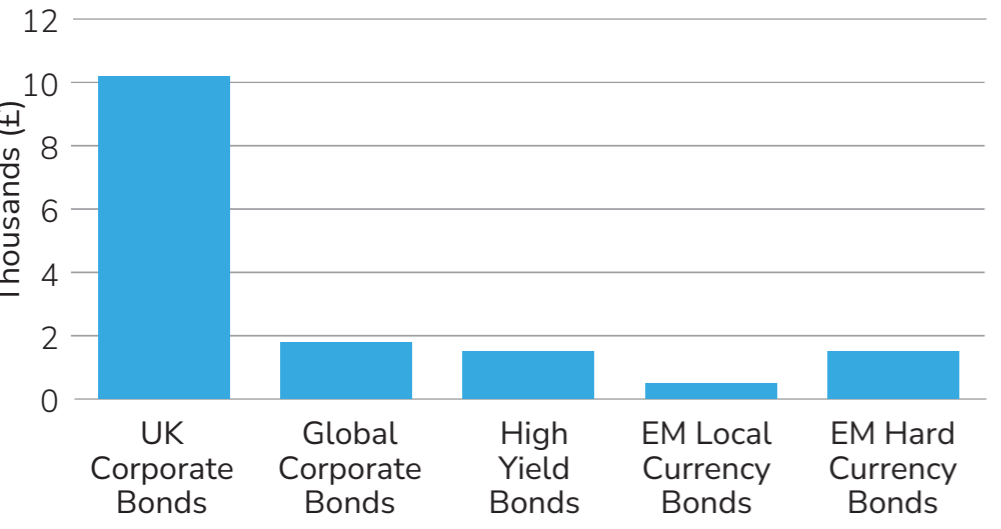
£6,700
Cash



£16,700
Alternatives



£15,500
Credit and Emerging market



£41,900
Government Bonds⁴

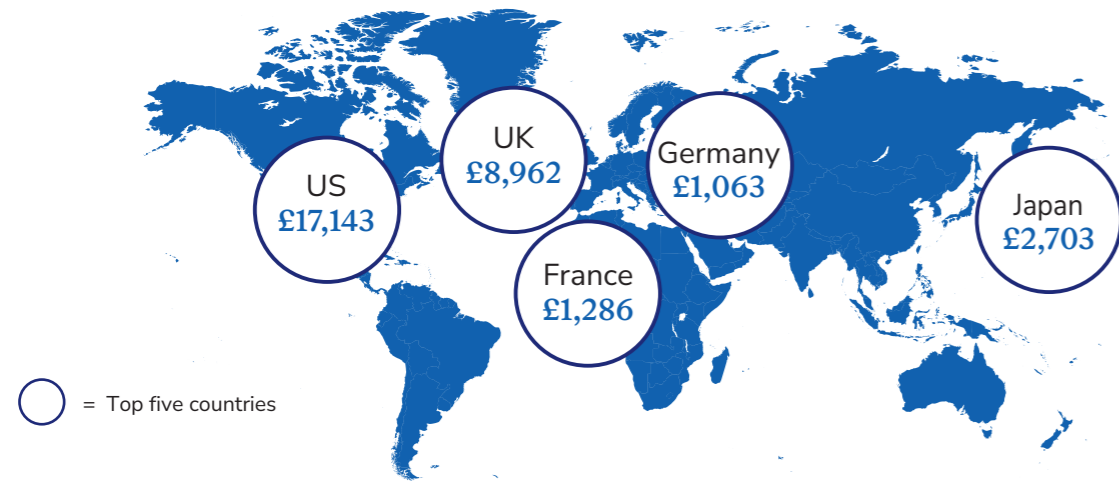
All data as at 31 December 2025 and is subject to change.
For illustrative purposes only. Asset allocation is subject to change. Please refer to key risks overleaf.



L&G Blended Cautious in numbers

For professional clients only. Not to be distributed to retail clients. Capital at risk.

Where the fund invests

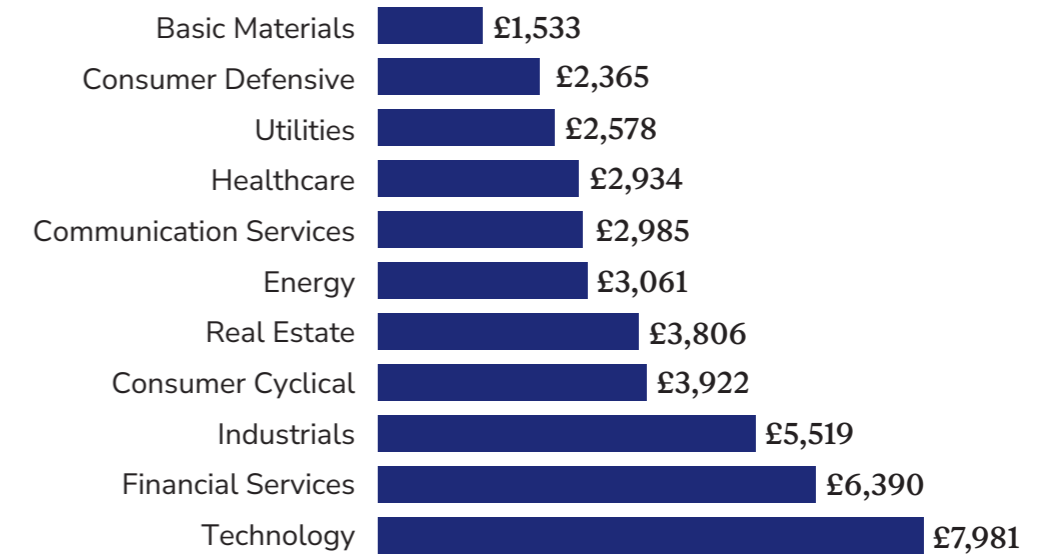


£34,300
Equity

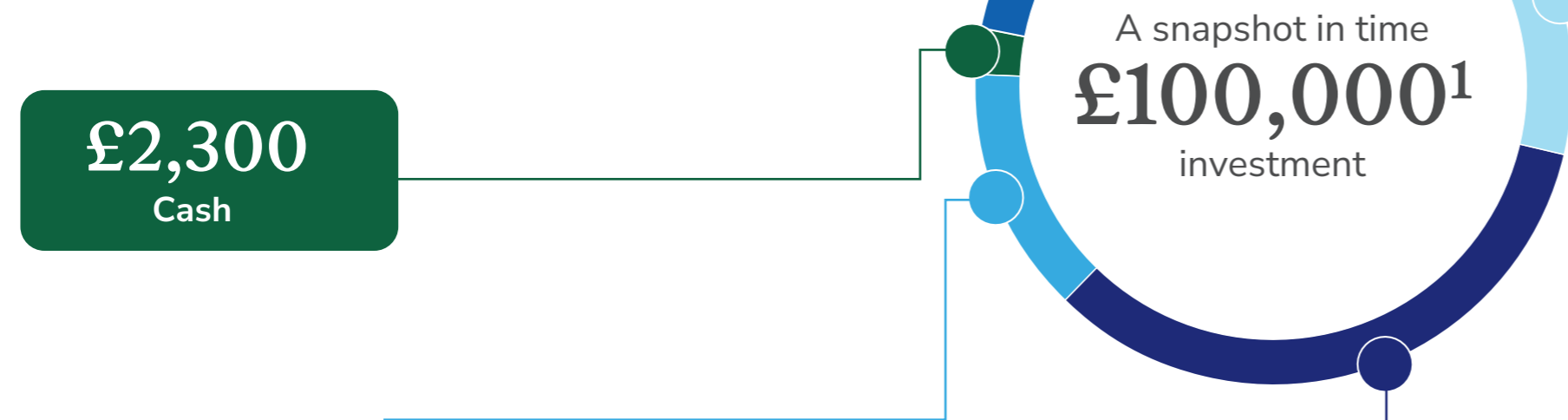
Top 10 companies² invested in³



Sectors*

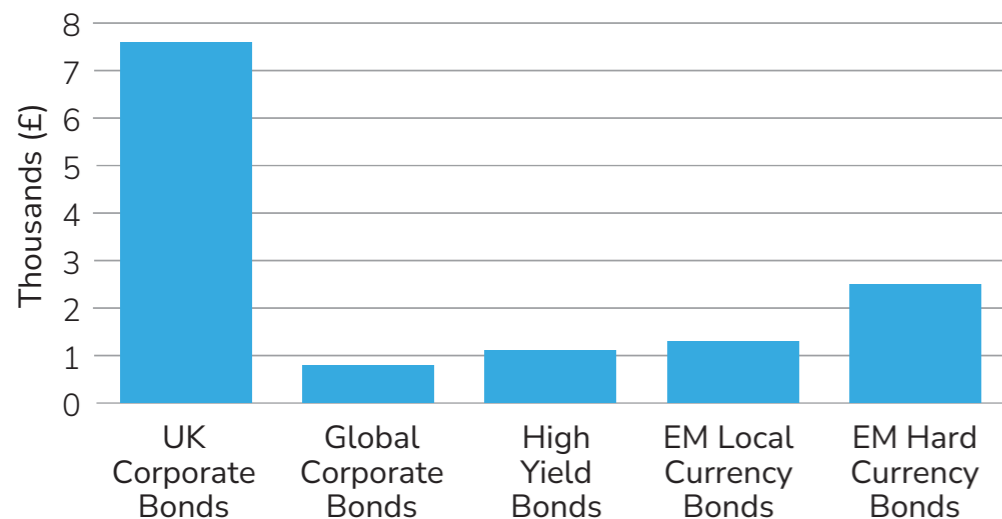


*Sectors exposure includes alternative thematic investments



£2,300
Cash

£13,300
Credit and Emerging market



£33,600
Government Bonds⁴

£16,500
Alternatives



£5,700
Absolute Return



£3,300
Technology



£3,000
REITs



£3,000
Global Infrastructure



£1,500
Commodities

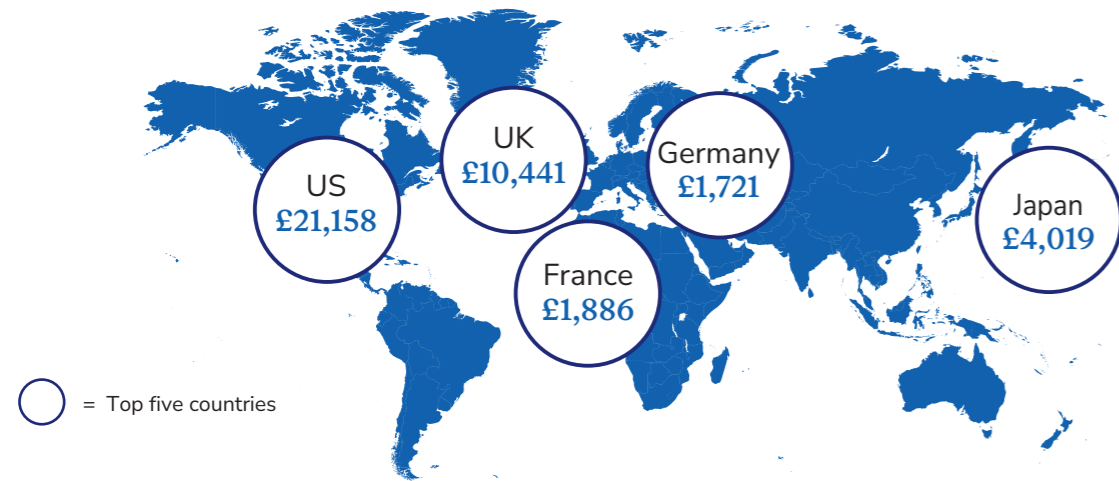
All data as at 31 December 2025 and is subject to change.
For illustrative purposes only. Asset allocation is subject to change. Please refer to key risks overleaf.



L&G Blended Cautious Balanced in numbers

For professional clients only. Not to be distributed to retail clients. Capital at risk.

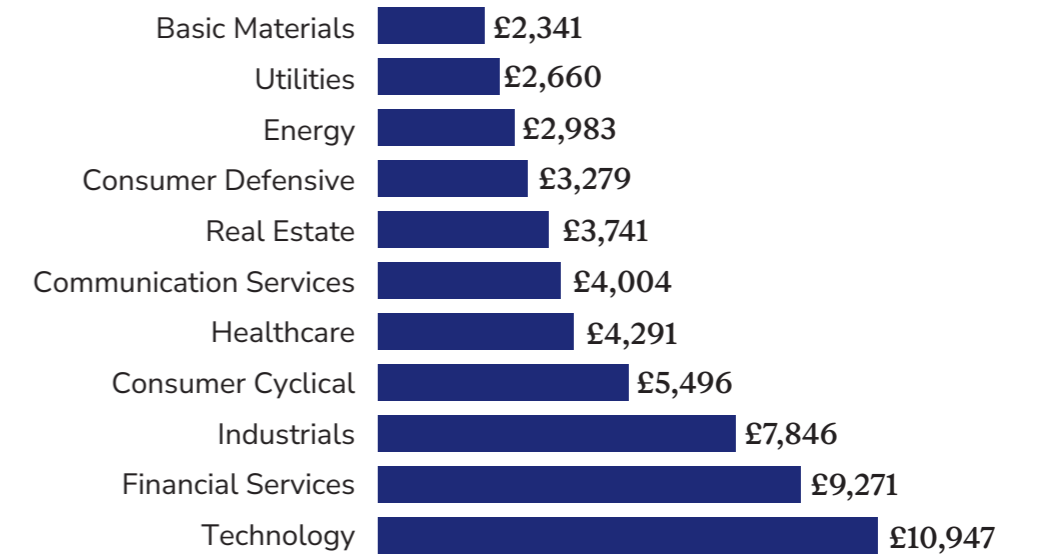
Where the fund invests



Top 10 companies² invested in³



Sectors*

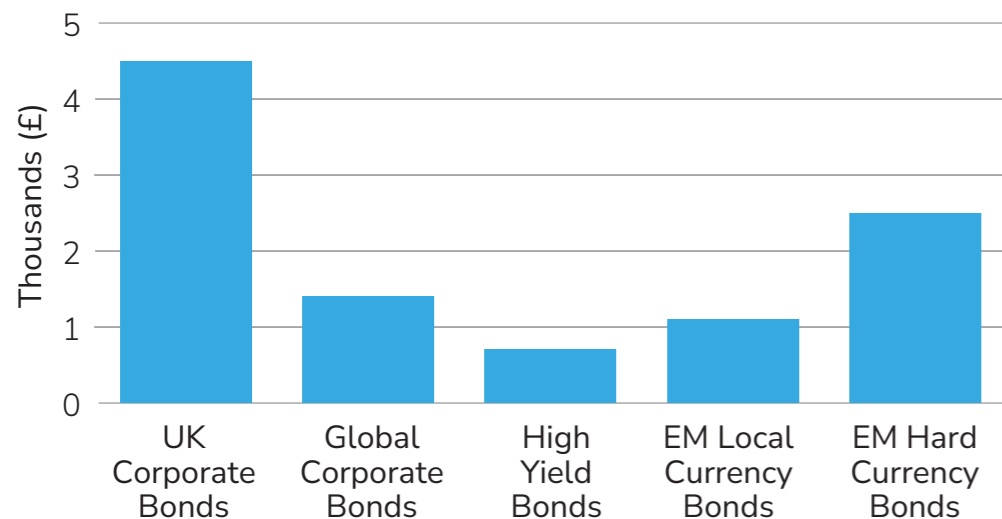


*Sectors exposure includes alternative thematic investments

£700
Cash

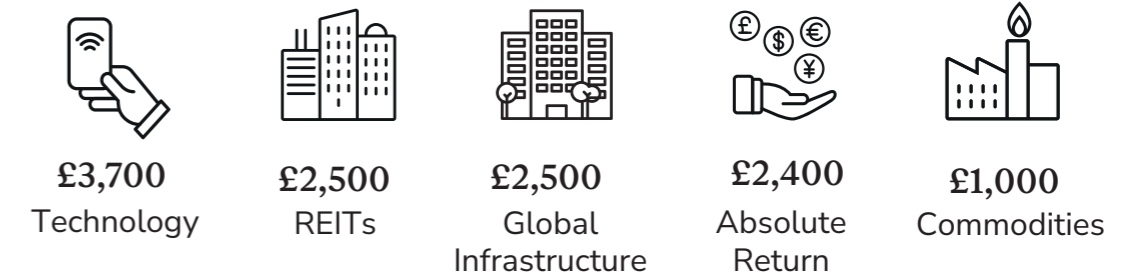
A snapshot in time
£100,000¹
investment

£10,200
Credit and Emerging market



£27,300
Government Bonds⁴

£12,100
Alternatives




All data as at 31 December 2025 and is subject to change.
For illustrative purposes only. Asset allocation is subject to change. Please refer to key risks overleaf.



L&G Blended Balanced in numbers

For professional clients only. Not to be distributed to retail clients. Capital at risk.

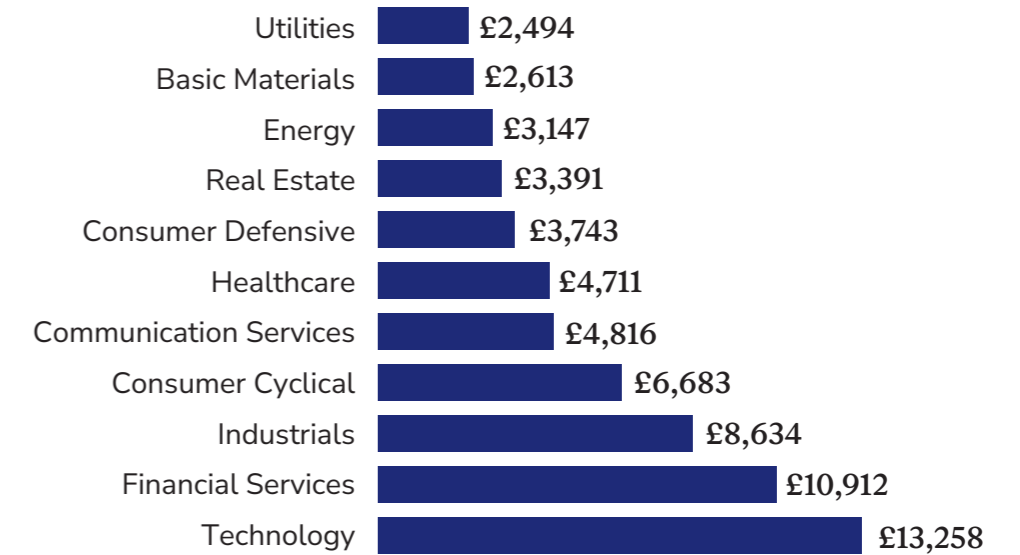
Where the fund invests



Top 10 companies² invested in³



Sectors*

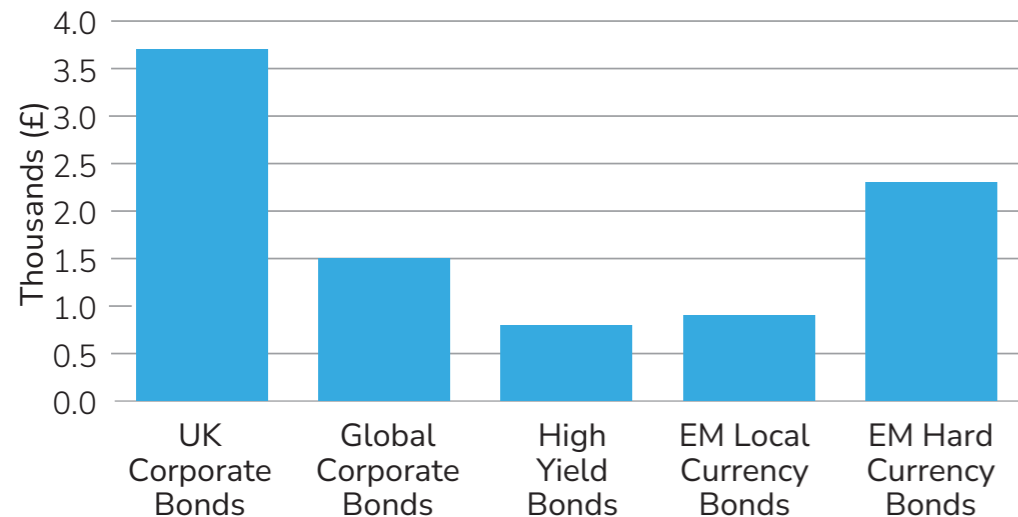


*Sectors exposure includes alternative thematic investments

£500
Cash


A snapshot in time
£100,000¹
investment

£9,200
Credit and Emerging market



£20,700
Government Bonds⁴

£11,300
Alternatives



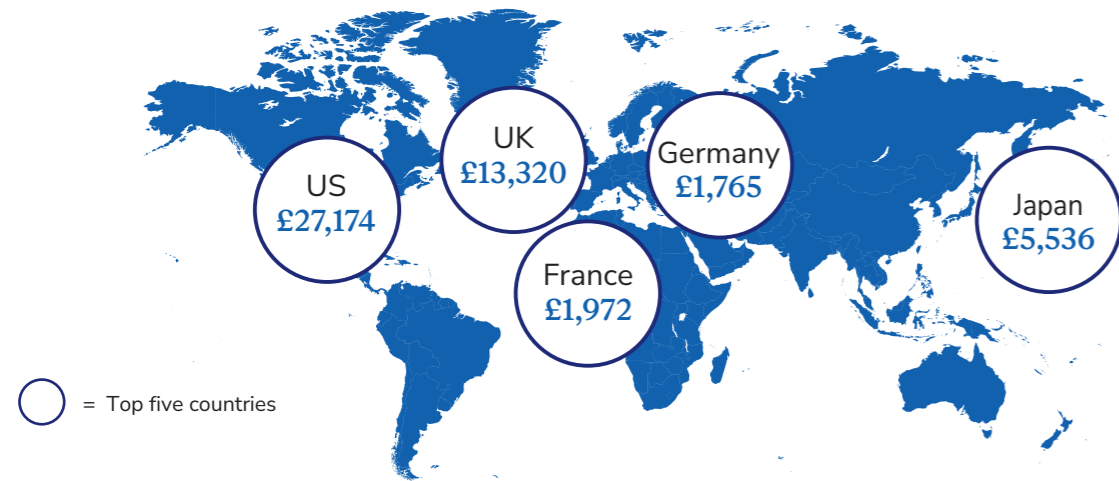
All data as at 31 December 2025 and is subject to change.
For illustrative purposes only. Asset allocation is subject to change. Please refer to key risks overleaf.



L&G Blended Balanced Growth in numbers

For professional clients only. Not to be distributed to retail clients. Capital at risk.

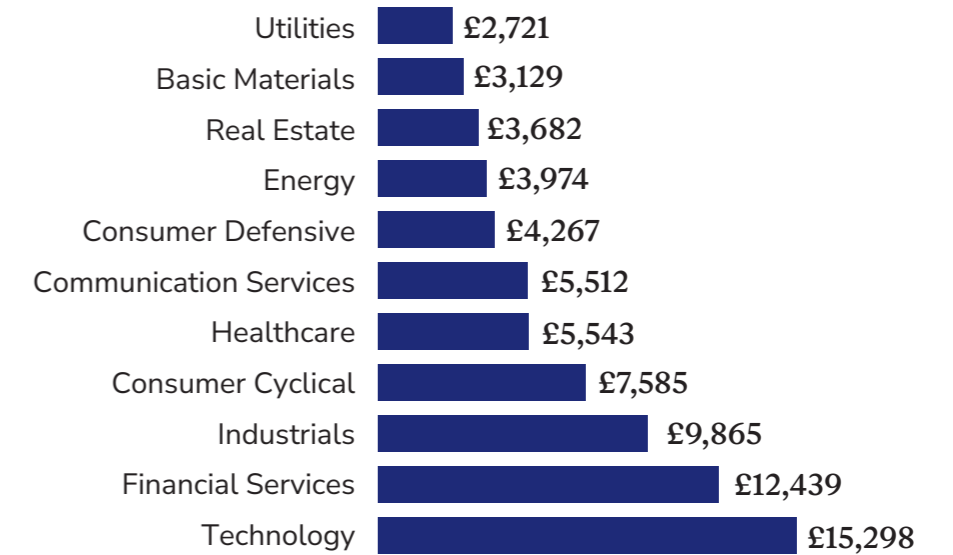
Where the fund invests



Top 10 companies² invested in³



Sectors*

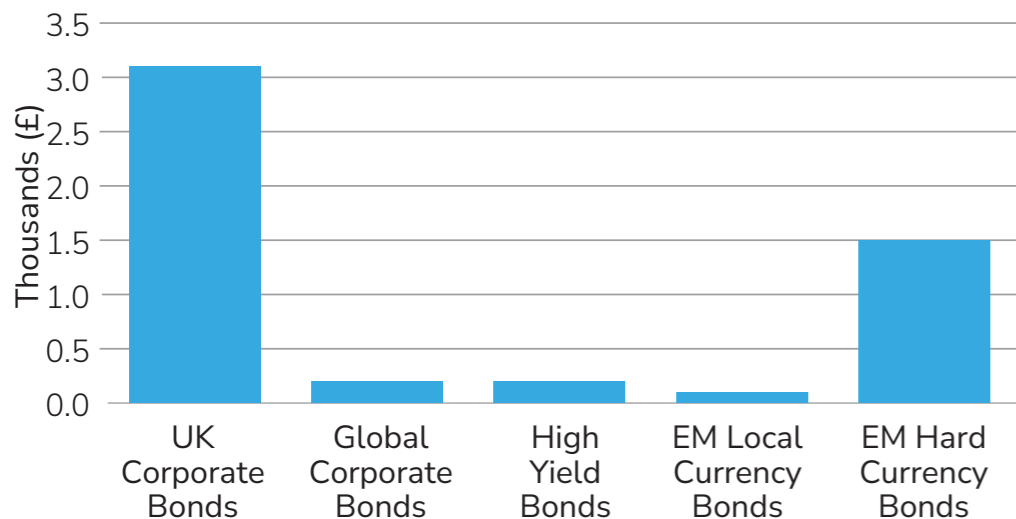


*Sectors exposure includes alternative thematic investments

£500
Cash

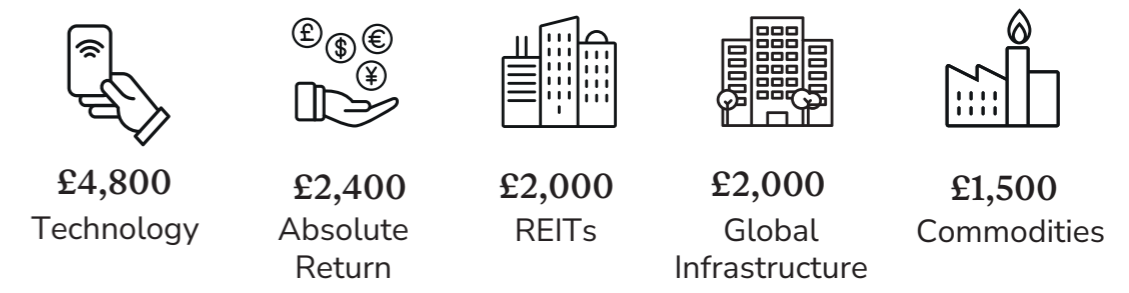
A snapshot in time
£100,000¹
investment

£5,100
Credit and Emerging market



£14,800
Government Bonds⁴

£12,700
Alternatives



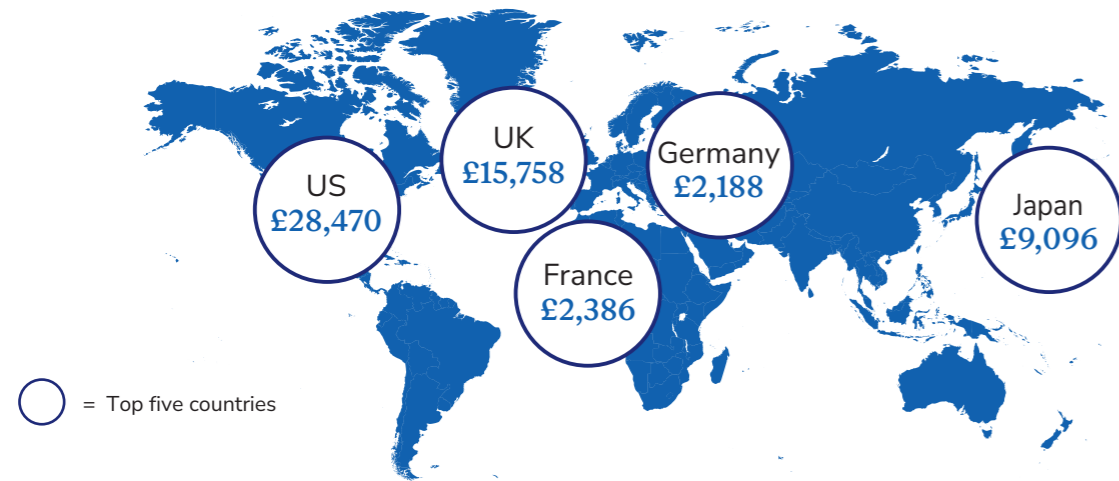
All data as at 31 December 2025 and is subject to change.
For illustrative purposes only. Asset allocation is subject to change. Please refer to key risks overleaf.



L&G Blended Growth in numbers

For professional clients only. Not to be distributed to retail clients. Capital at risk.

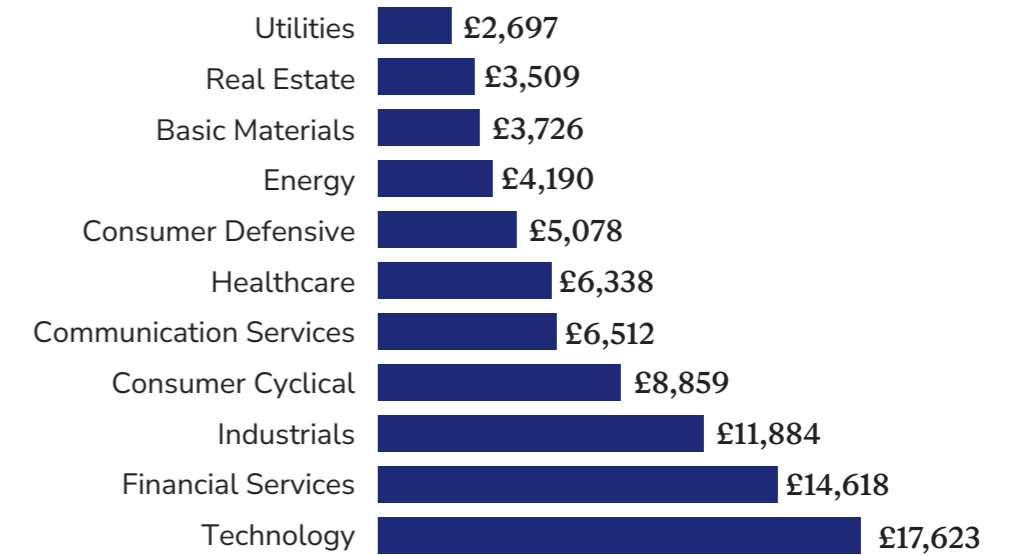
Where the fund invests



Top 10 companies² invested in³



Sectors*



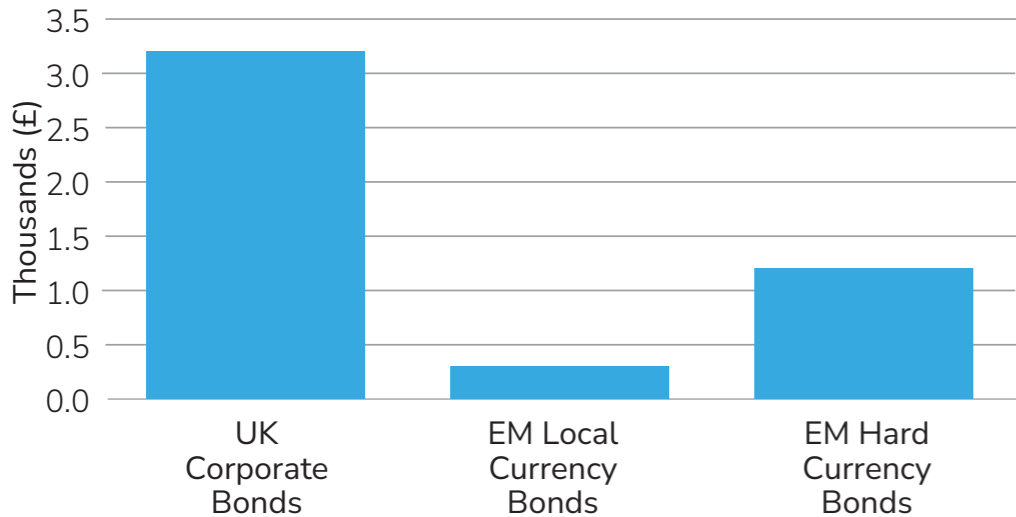
*Sectors exposure includes alternative thematic investments

£500
Cash

£77,400
Equity

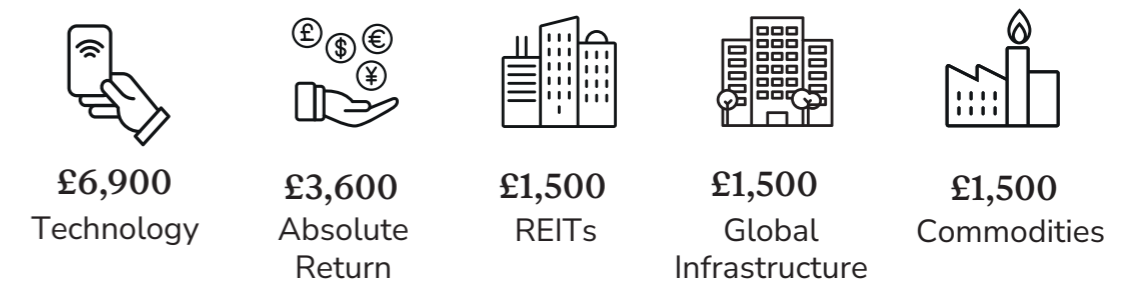


£4,700
Credit and Emerging market



£2,400
Government Bonds⁴

£15,000
Alternatives



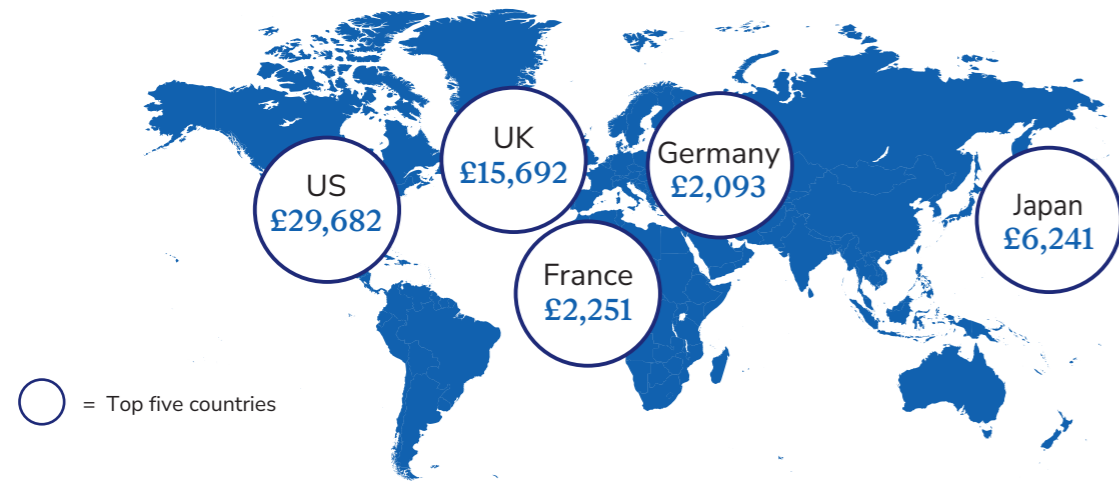
All data as at 31 December 2025 and is subject to change.
For illustrative purposes only. Asset allocation is subject to change. Please refer to key risks overleaf.



L&G Blended Adventurous in numbers

For professional clients only. Not to be distributed to retail clients. Capital at risk.

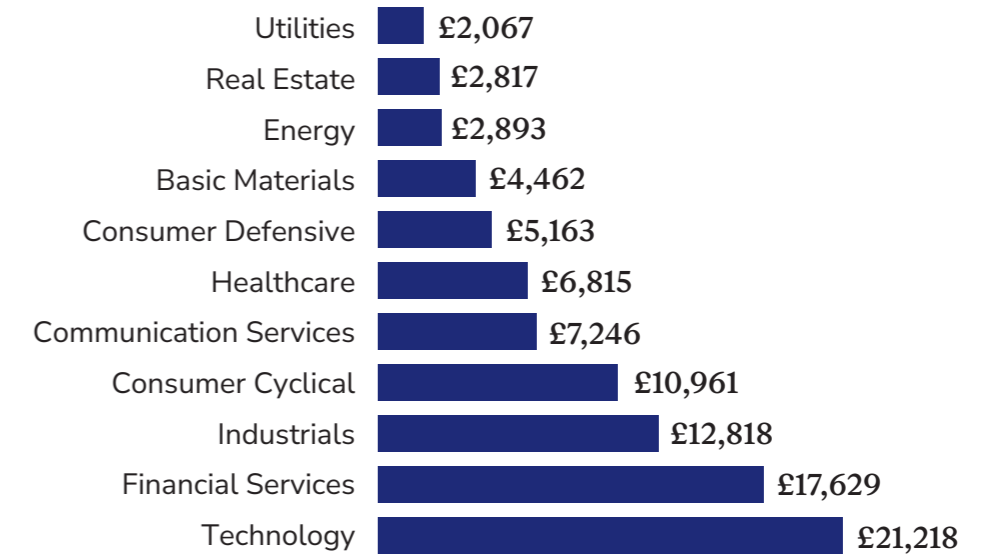
Where the fund invests



Top 10 companies² invested in³



Sectors*



*Sectors exposure includes alternative thematic investments

£500
Cash

A snapshot in time
£100,000¹
investment

£91,800
Equity

£7,300
Alternatives



£6,300
Technology



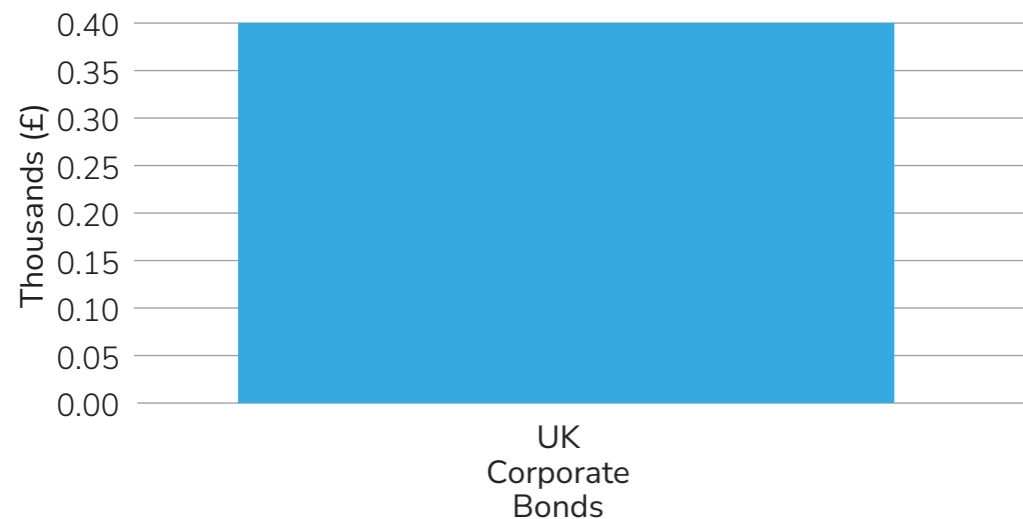
£600
Absolute Return



£400
REITs

£0
Government Bonds⁴

£400
Credit and Emerging market



All data as at 31 December 2025 and is subject to change.
For illustrative purposes only. Asset allocation is subject to change. Please refer to key risks overleaf.



Contact us

For further information about L&G, please visit am.landg.com or contact your usual L&G representative

Key Risks

The value of investments and the income from them can go down as well as up and you may not get back the amount invested. Past performance is not a guide to future performance.

As at 31 December 2025 and is subject to change.

¹The information shown on this document is a representation of £100,000 investment – if the investment was £50,000, for example, the monetary values would be halved but the number of holdings and countries remain the same. All features described in this document are those current at the time of publication and may be changed in the future.

²Nothing in this document should be construed as advice and it is therefore not a recommendation to buy or sell investments. If in doubt about the suitability of this product, you should seek professional advice. No investment decisions should be made without first reviewing the key investor information document of the Fund (“KIID”) which can be obtained from www.legalandgeneral.com. This document is only directed at investors resident in jurisdictions where this fund is registered for sale. It is not an offer or invitation to persons outside of those jurisdictions. We reserve the right to reject any applications from outside of such jurisdictions.

³For illustrative purposes only. Reference to a particular security is on a historic basis and does not mean that the security is currently held or will be held within an LGIM portfolio.

The above information does not constitute a recommendation to buy or sell any security. Investments dominated in a currency other than Sterling may cause the returns to increase or decrease as a result of currency fluctuation.

Important information

The information in this document is for professional investors and their advisers only. This document is for information purposes only and we are not soliciting any action based on it. The information in this document is not an offer or recommendation to buy or sell securities or pursue a particular investment strategy and it does not constitute investment, legal or tax advice. Any investment decisions taken by you should be based on your own analysis and judgment (and/or that of your professional advisers) and not in reliance on us or the Information.

This document does not explain all of the risks involved in investing in the fund or investment strategy. No decision to invest in the fund or investment strategy should be made without first reviewing the prospectus, key investor information document and latest report and accounts for the fund, which can be obtained from <https://fundcentres.landg.com/>.

This document has been prepared by Legal & General Investment Management Limited and/or its affiliates ('L&G', 'we' or 'us'). The information in this document is the property and/or confidential information of Legal & General and may not be reproduced in whole or in part or distributed or disclosed by you to any other person without the prior written consent of L&G. Not for distribution to any person resident in any jurisdiction where such distribution would be contrary to local law or regulation.

No party shall have any right of action against L&G in relation to the accuracy or completeness of the information in this document. The information and views expressed in this document are believed to be accurate and complete as at the date of publication, but they should not be relied upon and may be subject to change without notice. We are under no obligation to update or amend the information in this document. Where this document contains third party data, we cannot guarantee the accuracy, completeness or reliability of such data and we accept no responsibility or liability whatsoever in respect of such data.

This financial promotion is issued by Legal & General Investment Management Limited.

Legal and General Assurance (Pensions Management) Limited. Registered in England and Wales No. 01006112. Registered Office: One Coleman Street, London, EC2R 5AA. Authorised by the Prudential Regulation Authority and regulated by the Financial Conduct Authority and the Prudential Regulation Authority, No. 202202.

LGIM Real Assets (Operator) Limited. Registered in England and Wales, No. 05522016. Registered Office: One Coleman Street, London, EC2R 5AA. Authorised and regulated by the Financial Conduct Authority, No. 447041. Please note that while LGIM Real Assets (Operator) Limited is regulated by the Financial Conduct Authority, it may conduct certain activities that are unregulated.

Legal & General (Unit Trust Managers) Limited. Registered in England and Wales No. 01009418. Registered Office: One Coleman Street, London, EC2R 5AA. Authorised and regulated by the Financial Conduct Authority, No. 119273.

© 2026 Legal & General Investment Management Limited, authorised and regulated by the Financial Conduct Authority, No. 119272.

Registered in England and Wales No. 091894 with registered office at One Coleman Street, London, EC2R 5AA.

D012406_GM